




USER MANUAL

200W FOLDING SOLAR Panel



V3.2

**PLEASE READ AND UNDERSTAND THIS MANUAL
COMPLETELY BEFORE USING THIS PRODUCT.**

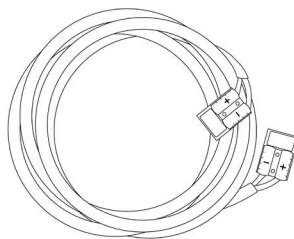
SAFETY

- Make sure to keep your solar blanket, PWM Solar Controller & battery away from any liquids at all times.
- Keep the solar blanket and controller clean at all times (always check connectors to ensure they're free of grit before plugging them in).
- This appliance is not intended to be used by people (including children) with reduced physical or mental capabilities, or those who are under the influence of drugs or alcohol.
- Do NOT use the solar blanket to charge non-rechargeable batteries, doing so may result in harm to the user and/or damage the solar blanket and controller. Only use the provided solar blanket, regulator and adapters/wiring provided in the kit.
- All lead-acid batteries produce harmful, explosive gases. The battery should be mounted in a well-ventilated area, as far as possible from any ignition sources. Do NOT smoke or have a naked flame in the vicinity of the battery under charge.
- Never tamper with or pull any component of the solar blanket, regulator or wiring apart. If you do so, you will void the warranty.
- Ensure nothing sharp or heavy could potentially damage the solar blanket during transport or storage.
- Only use the solar blanket to charge 12V batteries.
- The PWM controller is only suitable for regulating solar modules.
- The PWM controller is only suitable for lead-acid batteries: OPEN, AGM & GEL. The Solar Blanket & Controller should not be used with nickel metal hydride, lithium ion or other batteries.
- Never connect another charging source to the PWM controller.
- Do not place the solar blanket on your vehicle's bonnet or paintwork during use.

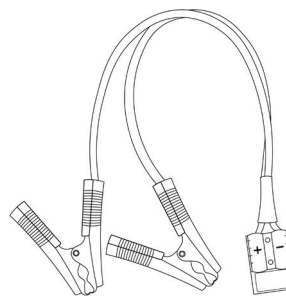
INCLUDED IN THE KIT



200W Folding Solar Panel



4.5m Extension Cable



Alligator Clips



Solar Controller (optional)

SOLAR BLANKET SPECIFICATIONS

Item No.	XR200FM4F-B
Rated Maximum Power (PM)	200W
Voltage at Pmax (Vmp)	19.8V
Current at Pmax (Imp)	10.1A
Open-Circuit Voltage (Voc)	22.68V
Short-Circuit Current (Isc)	10.7A
Gross Weight	7.5kg
Dimensions (Closed)	490x580x70mm
Dimensions (Opened)	1990*580mm

Controller SPECIFICATIONS (optional)

Maximum Charging Current	20A
Floating charge voltage	13.7V
Discharge protection voltage	10.7V
Discharge recovery voltage	12.6V
USB output	5V2A
Standby current	<10mA
Maximum PV Voltage	<50V
Dimensions (mm)	150 x 78 x 35mm
Weight	150g
Working Temperature	-35~+55°C

UNPACKING YOUR SOLAR BLANKET


- Find a suitable location to unfold the Solar Blanket, away from sharp objects, liquids and other hazards that could damage your solar blanket. Ensure there is sufficient space for the Solar Blanket to be spread out fully.
- Whilst unfolding, take care with the panels making sure they do not bend.

OPERATION INSTRUCTIONS

The Folding solar panel will perform at its peak when the solar panel mono crystalline cells are angled directly towards the sun.



Connect battery clips onto the battery.



Connect extension lead with the battery.



Then connect the controller onto the battery.
NOTE: The extension lead is between the controller and battery.



Connect solar blanket to the controller.


DISCONNECTING




Disconnect the solar blanket and controller.



Disconnect the controller and battery.



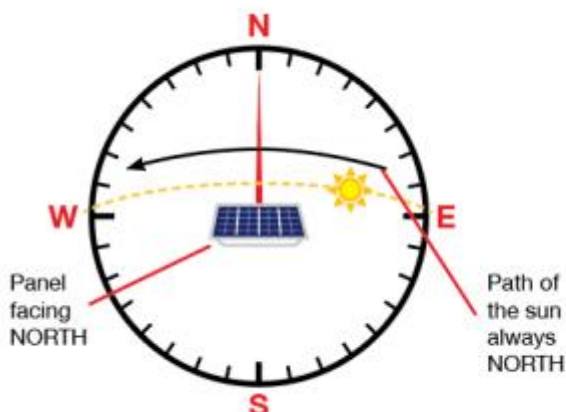
Disconnect extension lead and battery.



Disconnect battery clips with the battery.

TIP:

For optimal performance through-out the day, set the blanket to approximately 30° from the ground. The range between 10° and 40° will gain the best power absorption across the course of the day.



12 MONTH LIMITED WARRANTY

WARRANTY PERIOD:

Full 12 month warranty from date of purchase against all manufacturing defects.

WHAT DOES THE WARRANTY COVER?

Under normal usage conditions, this warranty covers:

- a. Any defect in design or manufacture which results in the product failing to perform substantially as described in authorised advertising or literature.
 - b. We will either repair or replace the product at our discretion providing that the fault is found to have been caused by a design or manufacturing defect and not misuse or tampering.
-

THE WARRANTY DOES NOT COVER:

- a. Any damage resulting from improper use
 - b. Faulty installation or modification made during installation.
 - c. The cost of removing and reinstalling the product
 - d. Travel and /or other expenses due to customer's remote location
 - e. Transport charges and damage in transit. It is your responsibility to deliver and pick up your product, including any cost associated with the postage of your repair or replacement product. If you do freight your product we recommend that you insure against loss or damage.
 - f. Any loss directly or indirectly associated with the product failing to operate.
 - g. Damage caused by mould, insects, animals, misuse, incorrect operation, adverse weather, accidents and fair wear and tear.
-